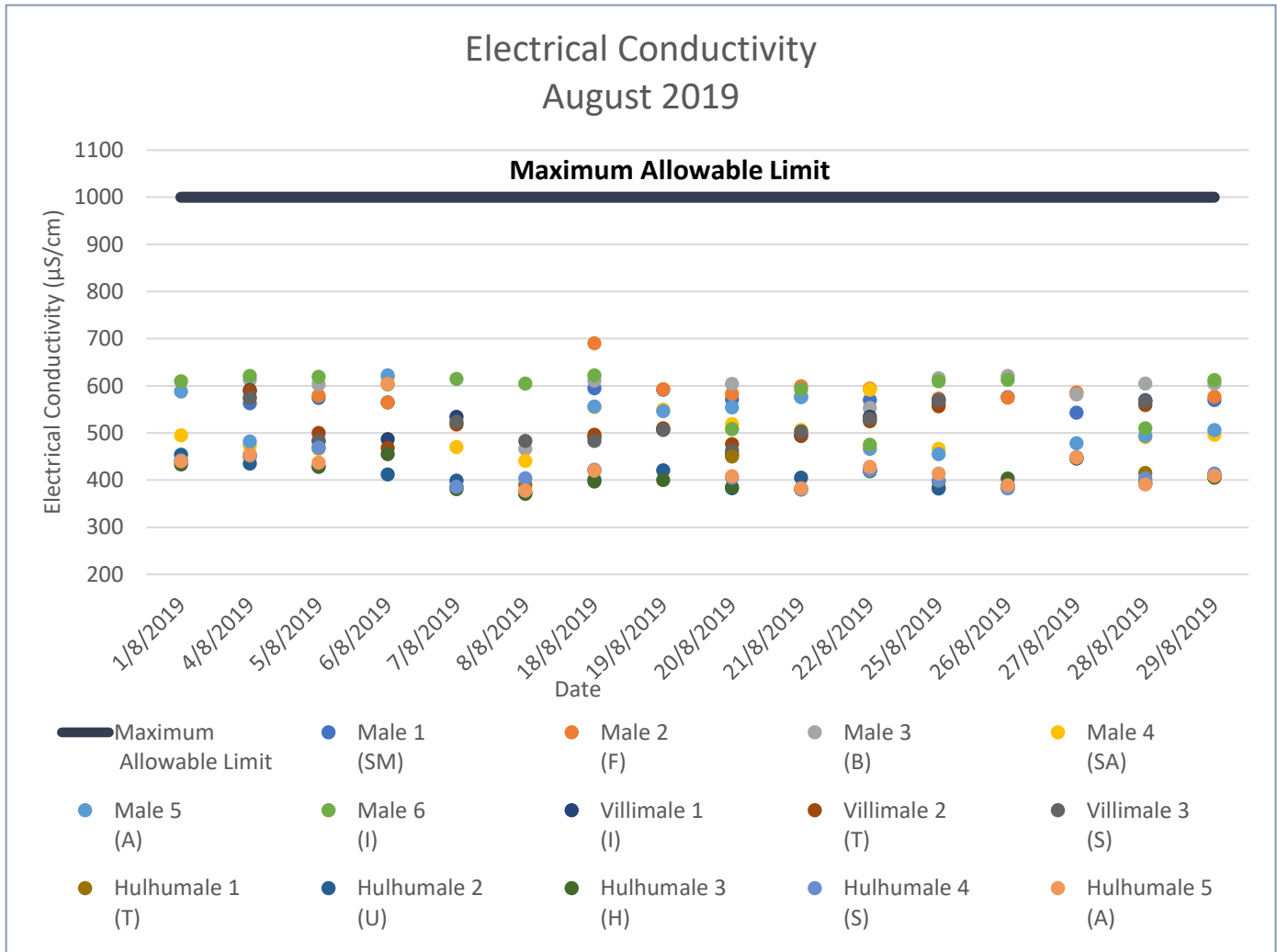


WATER QUALITY DATA

August 2019



Note:

Above are the results of Electrical Conductivity of the water supplied by MWSC within Male', Hulhumale' and Villimale' for the month of August 2019.

Total Number of samples: 187

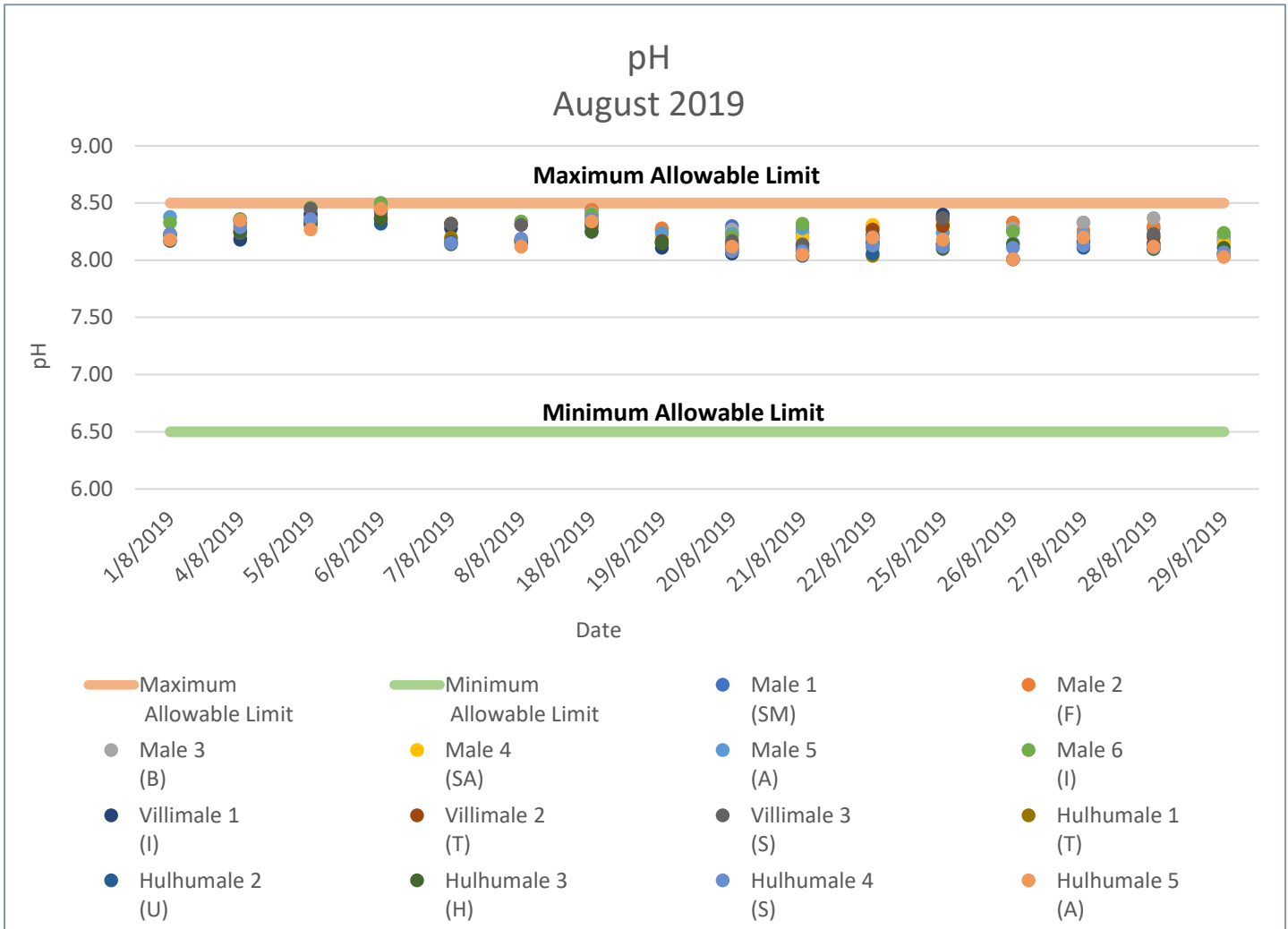
Number of samples that comply to EPA standard: 187

100% of the samples tested were within the recommended range.

Electrical conductivity (EC) is a good indicator of the total salinity
The maximum allowable range for Electrical conductivity is < 1000 µS/cm
Water with EC below <700 µS/cm is considered ideal for drinking
Water with EC above >1500 µS/cm can make the water saltier

WATER QUALITY DATA

August 2019



Note:

Above are the results of pH obtained for the water supplied by MWSC within Male', Hulhumale' and Villimale' for the month of August 2019.

Total Number of samples: 187

Number of samples that comply to EPA standard: 187

100% of the samples tested were within the recommended range.

pH value is a good indicator of whether water is hard or soft and the corrosivity of water

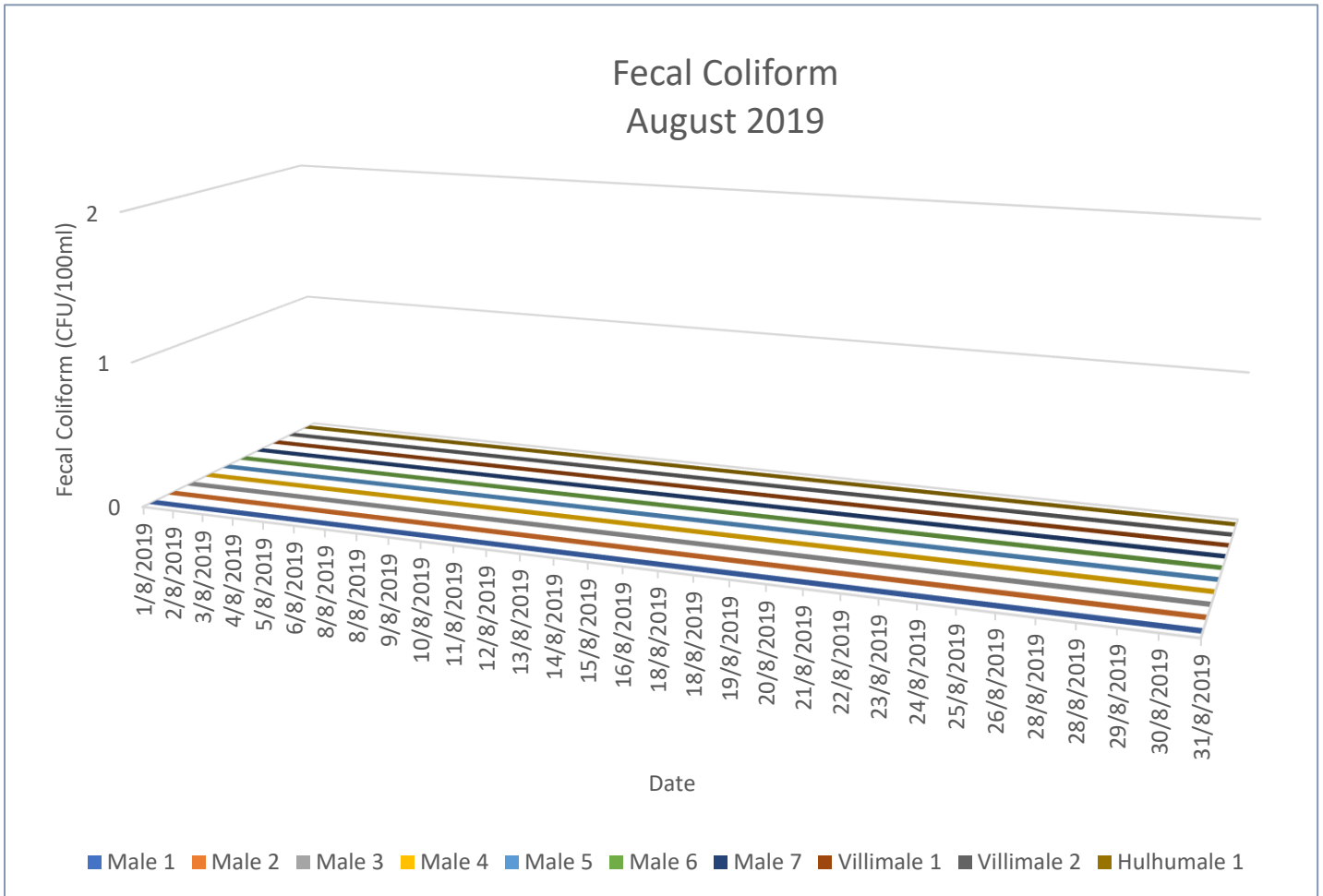
The maximum allowable range for pH is 6.5 - 8.5

Water quality with pH ranging from 5 - 6 can have little effect on taste does not have any effects on health

Water quality with pH < 4 and pH >10 can have health impacts

WATER QUALITY DATA

August 2019



Note:

Above are the results of Fecal Coliform obtained for the water supplied by MWSC within Male', Hulhumale' and Villimale' for the month of August 2019.

Total Number of samples: 309

Number of samples that comply to EPA standard: 309

100% of the samples tested were within the recommended range.

Fecal coliform is a good indicator of the presence of fecal pollution in water

The maximum allowable limit for fecal coliform is 0

Water quality with fecal coliform ranging from 1 - 10 is unlikely to have Clinical Infections

Water quality with fecal coliform ranging from 10 - 100 can have Clinical Infections

Water quality with fecal coliform >100 can have serious health effects